

General Arrangement



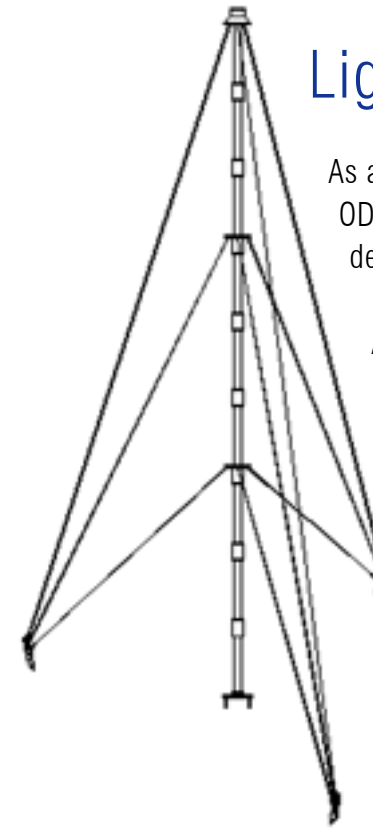
Aluminium Masts - PA2 Series

Lightweight Series PA2/BML

As a development of the well established PA2 series masts, SMC introduced the lighter duty 2" OD x 14 SWG PA2/BML series for users who do not require the strength and ultra-rugged design associated with the 1-29/32" OD x 7 SWG PA2/B series masts.

All mast sections in the PA2/BML series are expanded on one end, forming a female socket, which ensures easy and quick assembly requiring no tools. All masts are supplied complete with necessary stays in 6mm pre-stretched polyester, ground steelwork, a halyard for wire antennas and unless specified, a carrying kit bag.

Available in 6' (2m) height increments from 24' (7.3m) to 48' (15m) the PA2/BML masts are available on a very short delivery time and can be adapted to suit customers' special requirements.

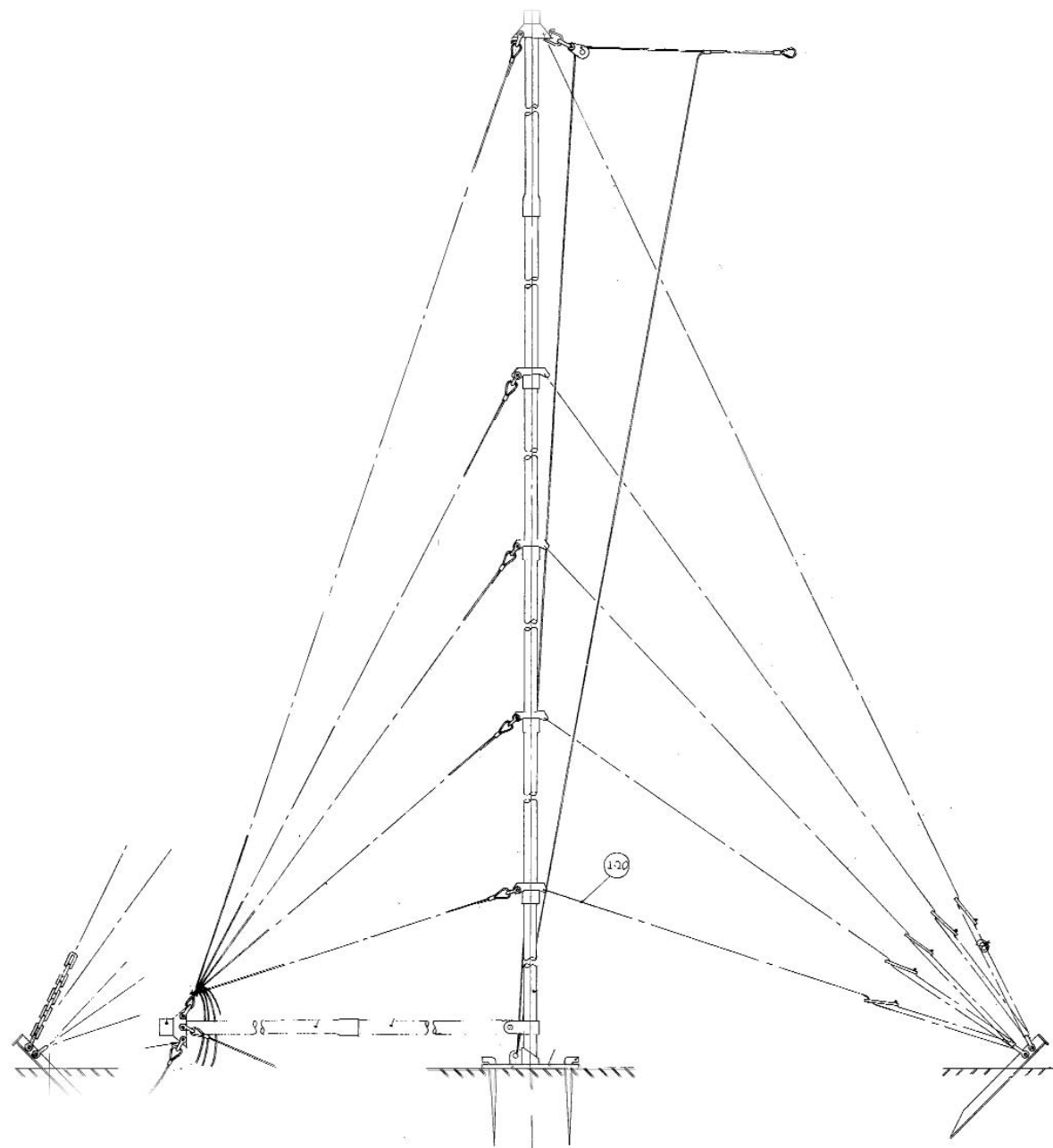


Standard Series PA2/B

SMC designed the PA2 series of versatile tubular alloy masts with first-hand experience of the tough environmental conditions so often encountered in the field. The PA2 has a section wall thickness of 7 SWG (4.2mm) and will withstand dropping on rocky terrain or being run over by vehicles and yet is light and compact enough to be stored unobtrusively in a portable shelter or carried in a Land Rover.

Mast sections have expanded ends for easy assembly and quick erection by unskilled staff. For example, a three man team can erect the 48ft or 60ft mast in less than half an hour, following our practical installation instructions.

From a wide selection of stock components, masts can be supplied to suit customers' requirements, from a transportable mast complete with canvas carrying bags and all necessary hardware for erection, to installations for mounting permanently, complete with masthead and intermediate halyards, masthead lighting to ICAO standards, erection kit and all ground anchors.



Alternate arrangement with chain and steel stays


Alternative arrangement with sliding hank adjustment for quick mobility



PA2 Headload & Wind Ratings

The standard headload for all masts is either:

- A) An antenna plus mountings having a windage area of 0.3 sq m (= 67kg drag at 160kph) or:
- B) A single wire VHF dipole or similar up to 30m long between supports and initial tension 30kg. Larger headloads or higher windspeeds to customers Specification on application may be considered.



* Windage area 0.2 sq.m array as below

6ft BML Series

6ft B Series

10ft B Series

Mast Type	Height		Max Wind Speed		Guy Radius m	Foundation Loads Kg				Weight	
	ft	m	m/sec	mph		Guy Vertical	Anchorage	Base	No. of Guys	Kg (apprx) Mast Only	Erection Kit Ref
*PA2 / B24ML / 6	24	7.32	35	78	3.66	155	90	250	2 x 3	16	N/A
*PA2 / B30ML / 6	30	9.14	30	67	4.57	180	110	300	3 x 3	20	N/A
*PA2 / B36ML / 6	36	10.97	27.5	62	5.49	195	125	325	3 x 3	24	N/A
*PA2 / B42ML / 6	42	12.8	25	56	6.40	190	130	345	4 x 3	30	PA2 / B48 / 42EK
*PA2 / B48ML / 6	48	14.63	20	45	7.32	190	130	360	4 x 3	38	PA2 / B48 / 42EK
PA2 / B24 / 6	24	7.32	40	90	3.66	180	110	290	2 x 3	23	N/A
PA2 / B30 / 6	30	9.14	37.5	84	4.57	220	145	360	3 x 3	29	N/A
PA2 / B36 / 6	36	10.97	35	78	5.49	245	165	405	3 x 3	35	PA2 / B42 / 36EK
PA2 / B42 / 6	42	12.8	32.5	73	6.40	270	180	455	4 x 3	42	PA2 / B42 / 36EK
PA2 / B48 / 6	48	14.63	30	67	7.32	280	195	490	4 x 3	48	PA2 / B60 / 48EK
PA2 / B60 / 6	60	18.29	30	67	9.14	295	215	540	5 x 3	55	PA2 / B60 / 48EK
PA2 / B20 / 10	20	6.1	45	100	3.05	185	115	285	2 x 3	24	N/A
PA2 / B30 / 10	30	9.14	45	100	4.57	245	165	400	3 x 3	32	N/A
PA2 / B40 / 10	40	12.19	40	90	6.10	325	235	545	4 x 3	40	PA2 / B42 / 36EK
PA2 / B50 / 10	50	15.24	35	78	7.62	355	265	625	5 x 3	50	PA2 / B60 / 48EK
PA2 / B60 / 10	60	18.29	30	67	9.14	375	285	680	6 x 3	55	PA2 / B60 / 48EK